



YOUTH CONSULTATION REPORT

Author/Contact – Clint Klymovich

Adopted by Council 20th March, 2007

CITY OF MANDURAH YOUTH CONSULTATION REPORT

Introduction

Mandurah is one of the fastest growing cities in Australia and as well as having an ageing population, with a significantly larger older demographic population, Mandurah also has a youth population of 11,210 (2006 statistics). The last formal consultation with young people undertaken by the City of Mandurah occurred in 2001, at this time the youth population in Mandurah was 8,247.

Since the last consultation in 2001, the youth population of Mandurah has grown by just under 3000 people. In the same amount of time, the population of Mandurah has grown by over 15,000 people.

From August to October 2006 a youth consultation was conducted by the Youth Development Officer from the City of Mandurah engaging 1033 young people in the Mandurah community in a survey. The 1033 young people consulted make up approximately 14.6% of the 11-18 age groups in Mandurah. The students were from 11 schools, both primary and secondary.

The purpose of this consultation was to gain useful information and distribute it to professional organisations and people working with youth, who rely on youth information to continue to provide services in the Mandurah community.

Information was gained on:

- Young peoples interests in Mandurah
- What young people enjoy in Mandurah
- What is missing for young people in the Mandurah community
- How young people want to be involved in the community
- What issues and problems are of the biggest concern to youth in the community

Participants were asked 8 questions, 6 of which were open ended questions. These were:

1. Age (select response)
2. Gender (select response)
3. What's good about Mandurah?
4. What as young adults do you think is missing?
5. As a young adult do you have a role or interest in the community?
6. Would you like to be involved in the community and how?
7. What issues and problems as young adults are the biggest concerns for you?
8. When you are not at school what do you enjoy doing the most?

The responses from each question were then collated and grouped into themes. The answers to the questions were open ended.

The Consultation

- In Mandurah, all 21 schools both primary and secondary, were approached to participate in the consultation, of these 11 accepted the invitation.

Consultation involved a survey, group discussion and class/year group forum. The smallest group at one time was 12 students; the largest group of students was 98.

The survey information was inputted and produced as a report – the Youth Consultation Report.

The Results

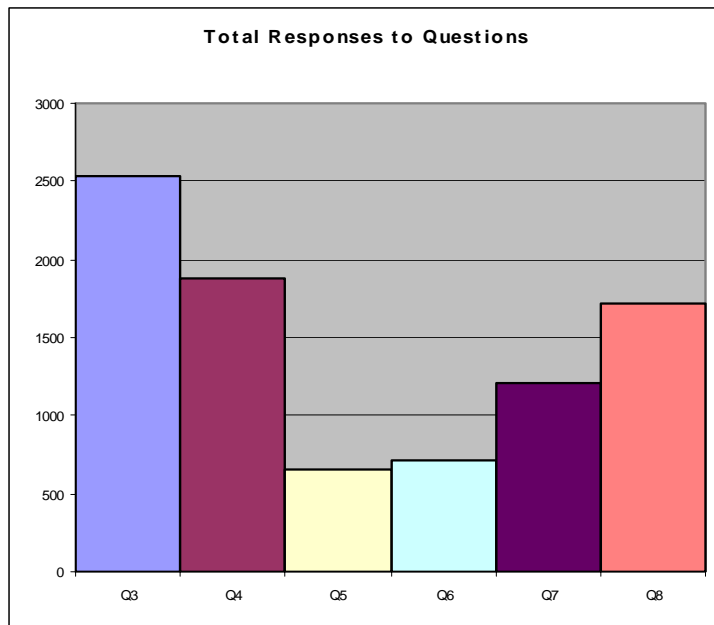
Eight questions were asked to participants, of the 8, question 1 and 2 asked the age of the participant and gender respectively. Apart from these two questions all questions were open ended, this way no prompts would change or alter the participant's thoughts or answers. The responses therefore are simply things that are important to the youth of Mandurah as seen by them.

Throughout the results it will be evident that in most questions there are more responses to the question than actual participants. For example; Question 3 – What's good about Mandurah? Although there are only 1033 participants in the survey, there are 2539 responses. Participants were asked to put down as many responses as they felt necessary. To make sense of the data and to give an unbiased result the figures refer to responses, not participants, unless otherwise stated. For practical purposes the results have all been converted to a percentage figure.

As responses to questions 3-8 were unlimited, with youth encouraged to answer as many responses as they deemed necessary, there are varying levels of responses. Some questions were popular among youth and received a higher level of responses, other questions received less. Fewer responses may indicate that youth are not interested in a particular area, are interested however lack knowledge to form an opinion, or they have a thorough knowledge and as such had one specific answer.

The following graph outlines the number of responses to each of the questions in the survey:

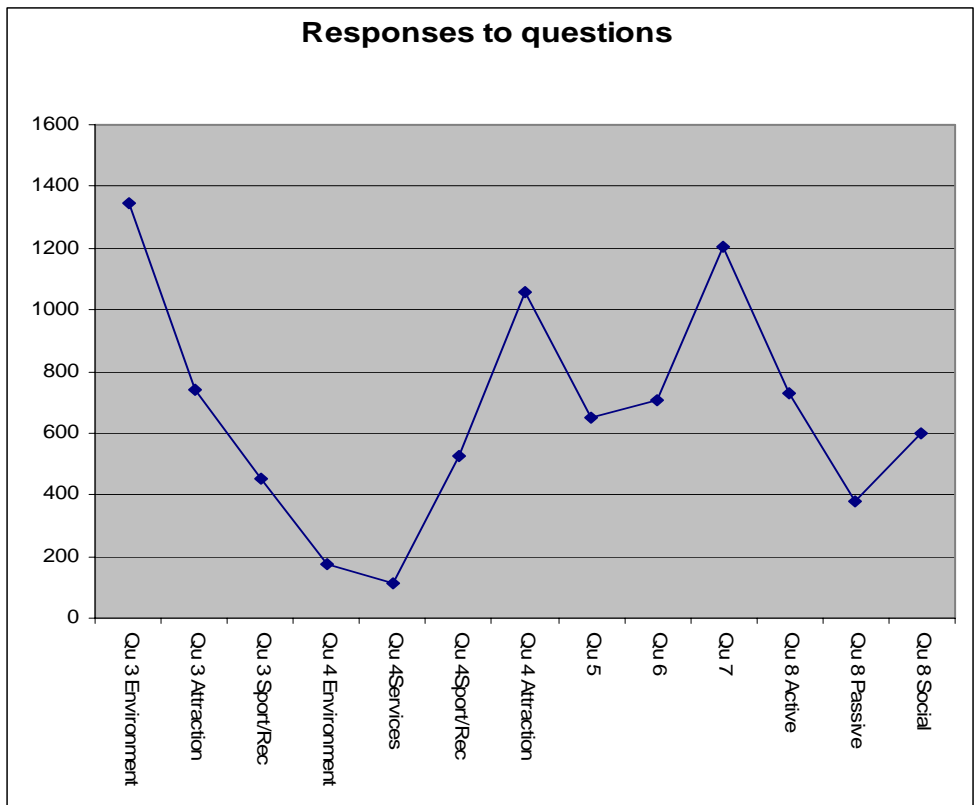
Q3.	What's good about Mandurah?
Q4.	What as young adults do you think is missing?
Q5.	As a young adult do you have a role or interest in the community?
Q6.	Would you like to be involved in the community and how?
Q7.	What issues and problems as young adults are the biggest concerns for you?
Q8.	When you are not at school what do you enjoy doing the most?



The following table and graph represent the number of responses broken down in the next layer of detail, outlining themes to each question. Question 6, 7 and 8 were not broken down into themes as the responses to these questions are straight forward and limited in variation.

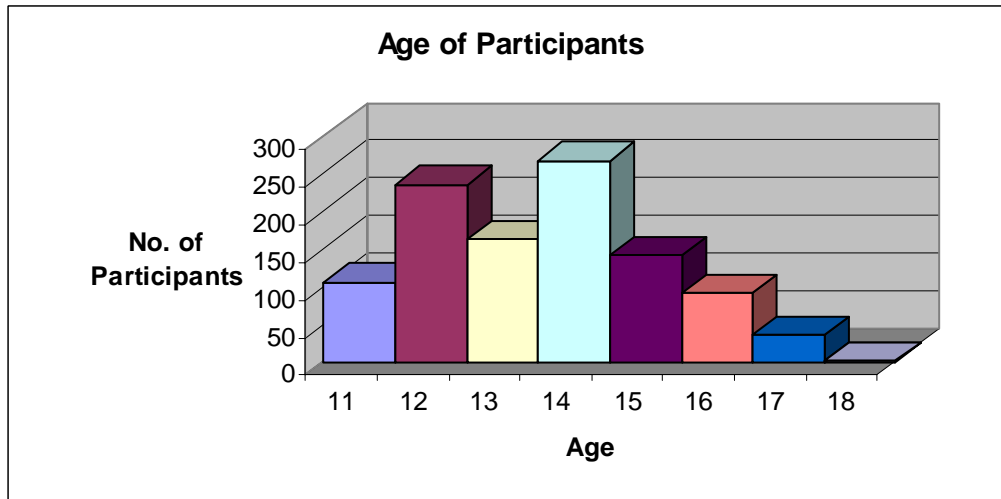
The main two variances of levels of responses to questions were for question three and four. For question 3 'What's good about Mandurah?', the responses that were environmentally based had the highest number of responses and in question 4 'What as young adults do you think is missing?' the responses that were service based had the lowest amount of responses.

Question	Responses	Rank
Q3 "What's good about Mandurah"		
- Environment Based	1347	1
- Attraction Based	742	4
- Sport/Rec Based	450	10
Q4 What as young people do you think is missing?		
- Environment Based	175	12
- Services Based	111	13
- Sport/Rec Based	528	9
- Attraction Based	1060	3
Q5 As a young person do you have a role or interest in the community?	650	7
Q6 Would you like to be involved in the community and how?	707	6
Q7 What issues and problems as young people are the biggest concerns for you?	1202	2
Q8 When you are not at school what do you enjoy doing the most?		
- Active Based	732	5
- Passive Based	381	11
- Social Based	600	8



QUESTION 1 - AGE

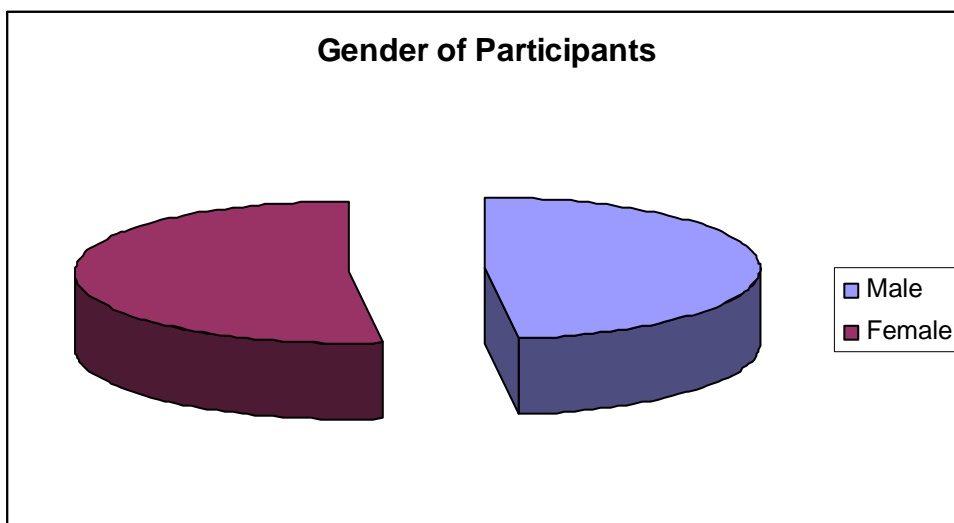
11	105 participants
12	218 participants
13	162 participants
14	266 participants
15	140 participants
16	90 participants
17	35 participants
18	1 participant



QUESTION 2 - GENDER

Male	495 participants
Female	538 participants

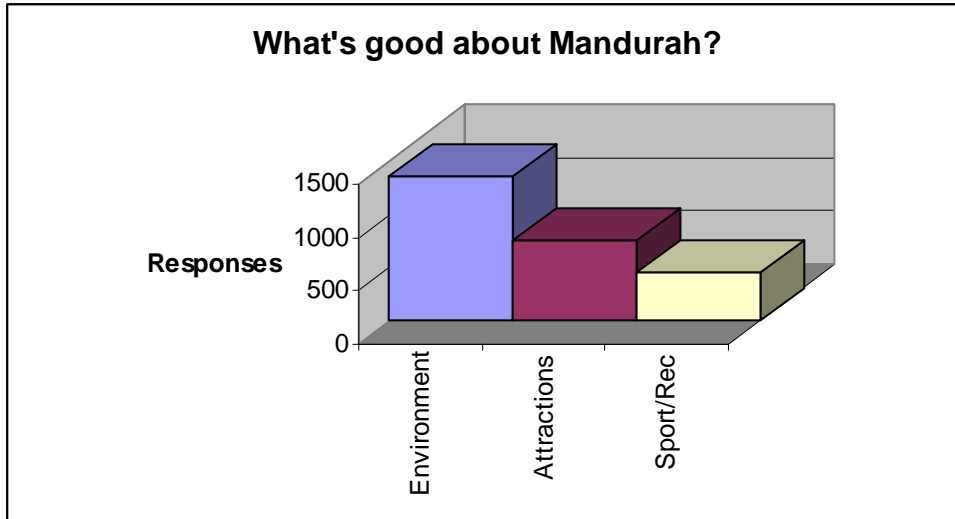
Total **1033 participants**



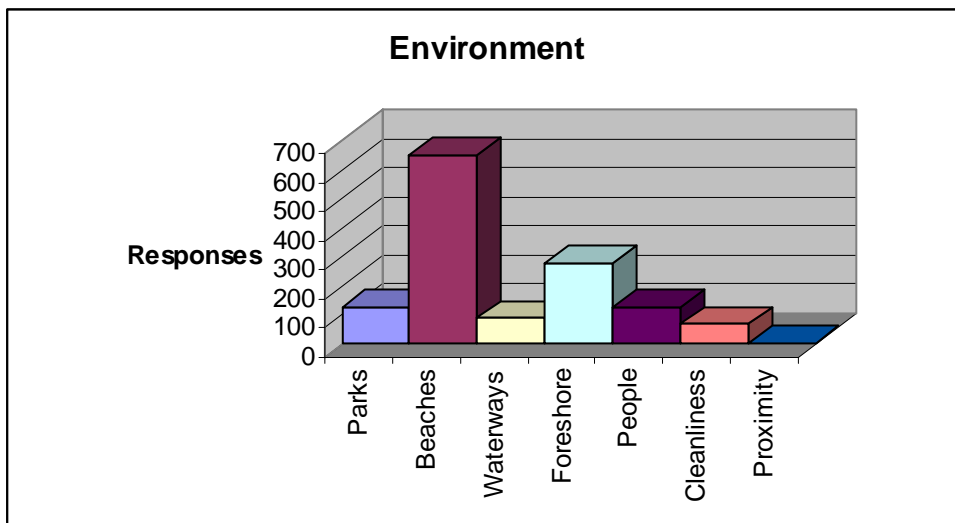
QUESTION 3 - WHAT'S GOOD ABOUT MANDURAH?

In total there were 2539 responses to this question.

The results from this can be grouped into 3 sections: Environment, Attractions, and Sport/Recreation.



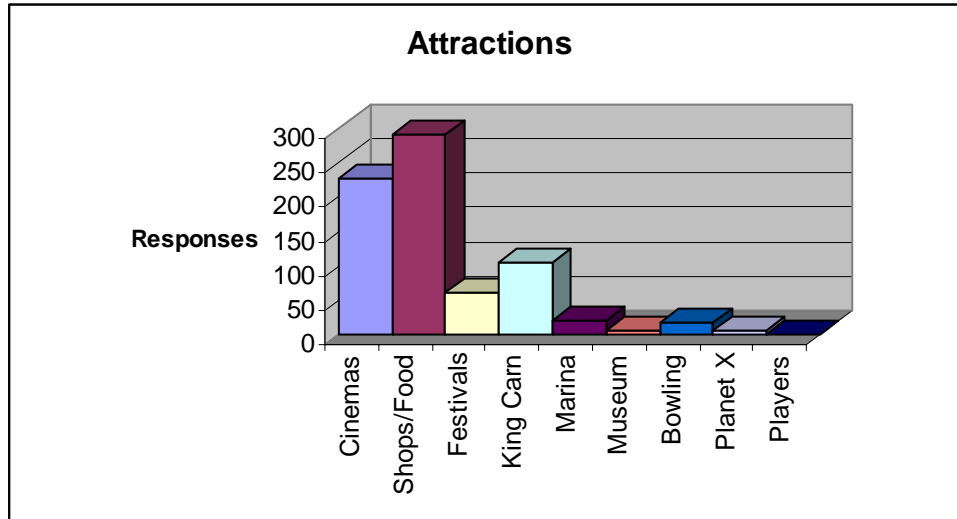
Environment



There were 1347 responses that fit into the environment category. Such responses involved beaches, the foreshore, the people, waterways, parks, clean environment and close proximity. In total the environment responses accounted for 53% of the responses to question 3. Of these the results were as follows:

- 85% of the responses were based on the natural environment the participants live in (Waterways, Beaches, Parks and Foreshore)
- 48% of the responses said the Beach was the best thing
- 650 out of 1033 participants (63%) indicated that the beaches were one of the best things in Mandurah

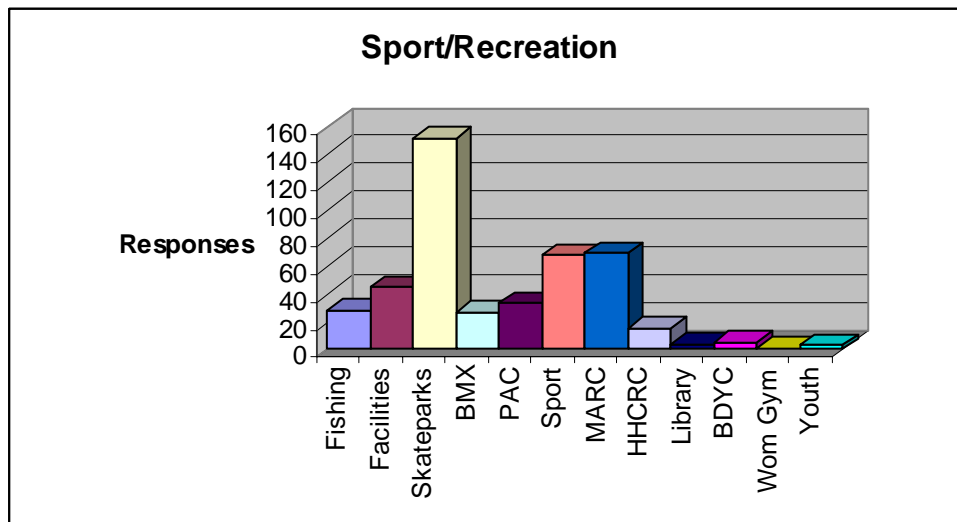
Attractions



There were 742 responses to this question that fit into the Attractions category. Such responses involved the cinemas, shops and restaurants, festivals, Kings Carnival and Players nightclub underage nights and Ocean Marina. In total the Attraction responses accounted for 29% of the responses to the question 3. Of these responses the results were as follows:

- Shops and restaurants rated as the best attractions in Mandurah accounting for 39% of the responses
- Cinemas accounted for 30.5%

Sport/Recreation



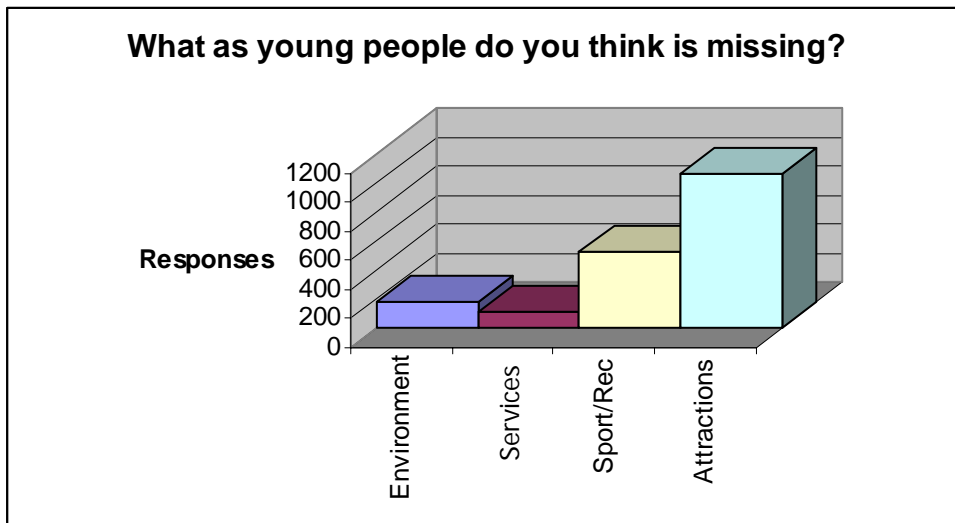
There were 450 responses to question 3 that fit into the Sport and Recreation category. Such responses involved sport, the skate park, recreation centres. In total the Sport and Recreation responses accounted for 18% of the responses to question 3. Of these the results were as follows:

- The skate parks had 34% of the responses indicating sport and recreation
- Sporting facilities provided by council had 29% of the responses
- Recreation centres had 19%

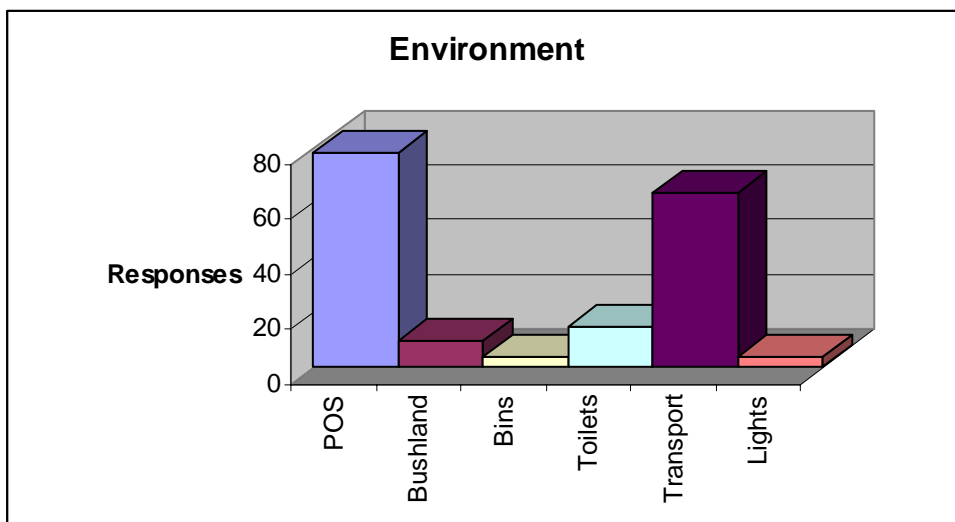
QUESTION 4 - WHAT AS YOUNG PEOPLE DO YOU THINK IS MISSING?

In total there were 1874 responses to question 4.

The results were grouped into 4 sections; Environment, Services, Sport and Recreation, and Attractions.



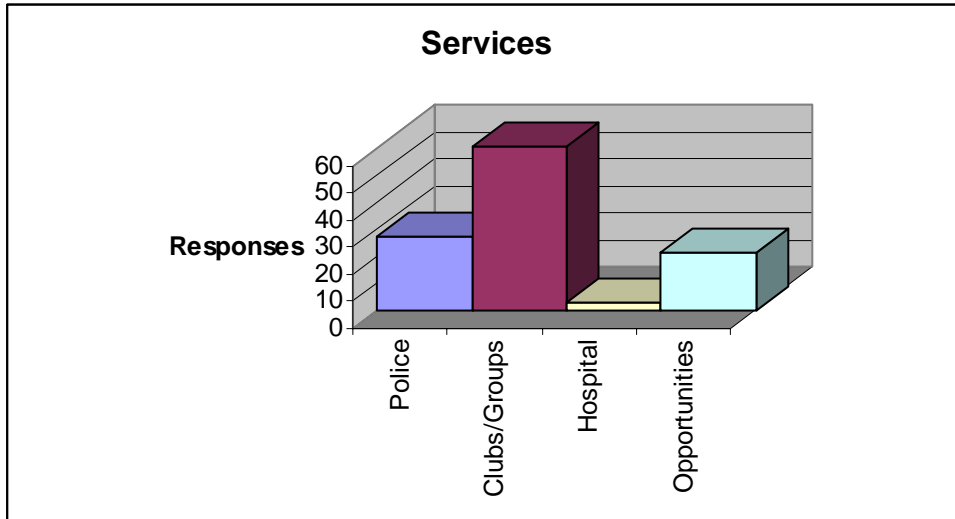
Environment



There were 175 responses that fit into the environment category. Such responses involved public open space, bushland, bins, toilets, transport, and lighting. In total the environment responses accounted for 9% of the responses to the question. Of these responses the results were as follows:

- Public Open Spaces had 44% of the responses indicating environment
- Transport had 36% of the responses

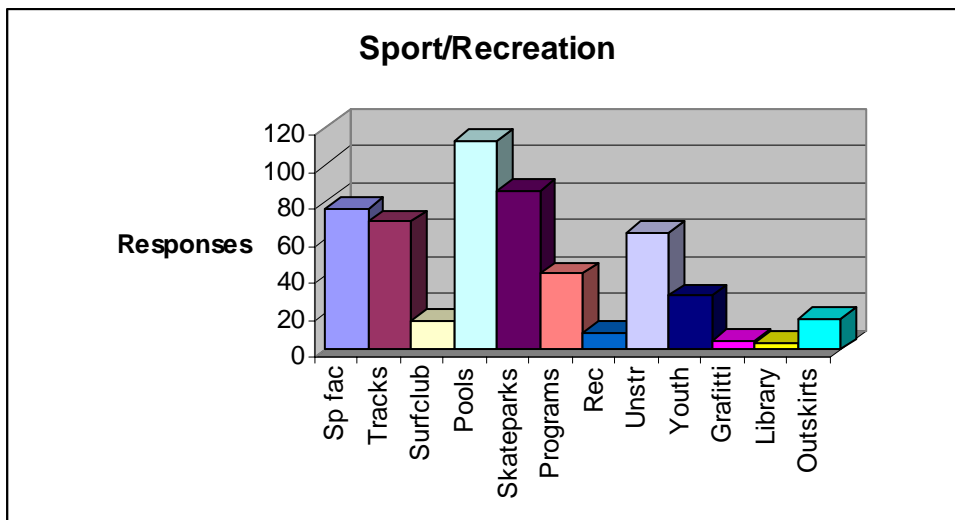
Services



There were 111 responses that fit into the Services category. Responses involved police, clubs/youth groups, hospital, and recreational opportunities. In total Services accounted for 6% of the responses to question 4. Of these responses the results were as follows:

- Clubs/groups accounted for 54% of the responses
- Police accounted for 24% of the responses

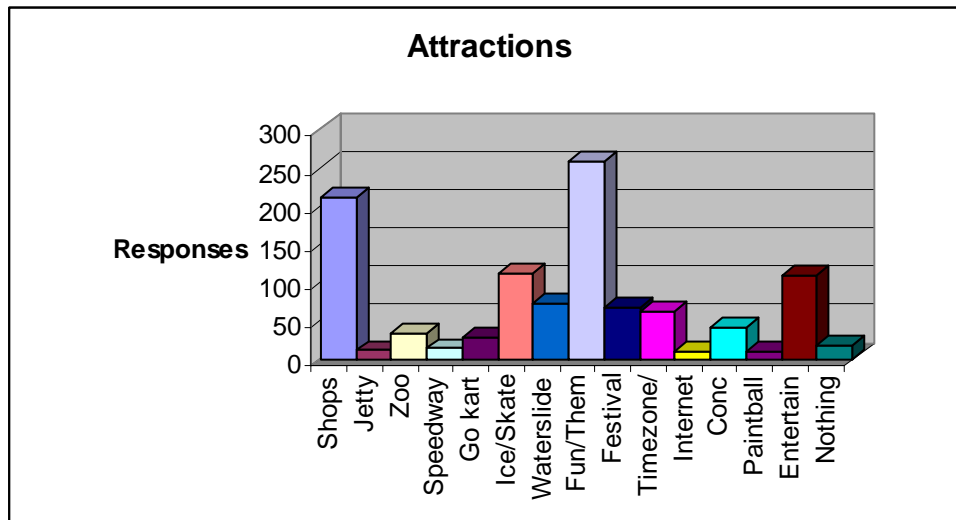
Sport and Recreation



There were 528 responses that were identified as Sport and Recreation. Responses included unstructured activities, sporting facilities, skate parks, pools, tracks and pathways, Surf clubs, programs, recreation camps, activities in outskirts, and a graffiti wall. In total the sport and recreation responses accounted for 28% of the responses to the question 4. Of these the results were as follows:

- Unstructured activities and facilities for these activities, (Sporting facilities, Tracks/Paths, Pools, Skate parks), accounted for 78% of the responses
- Pools accounted for 21.4% of the responses
- Skate parks accounted for 16% of the responses

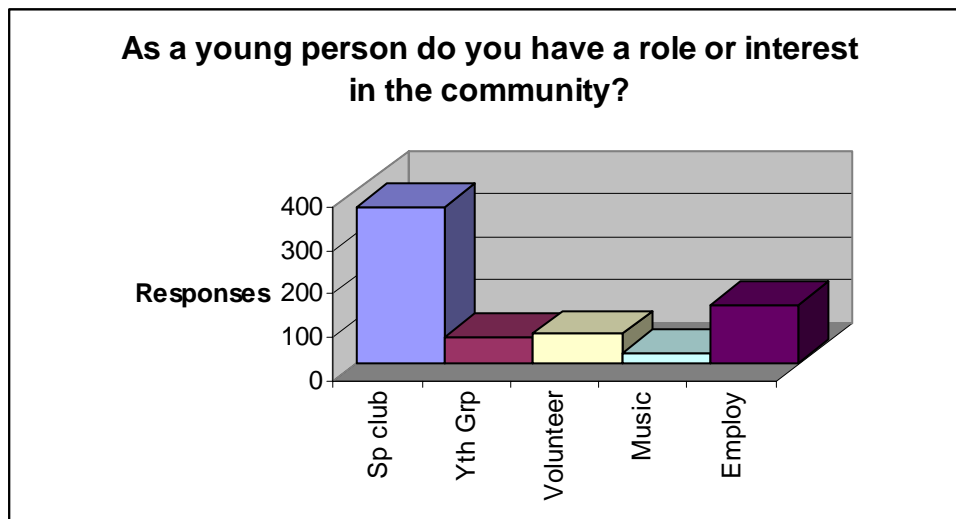
Attractions



There were 1060 responses that were identified as Attractions. Responses included, shops, jetty, zoo, speedway, go kart arena, Ice/Skate rink, waterslides/water park, fun/theme park, festivals, Timezone, Internet café, concert venue, paintball, entertainment – concerts, cinemas and nothing. In total Attractions accounted for 28% of the responses to question 4. Of these responses the results were as follows:

- Fun/Theme park accounted for 24% of the responses
- Entertainment, concert venue, festivals accounted for 21.5% of the responses
- Shops accounted for 20% of the responses
- Ice/Skate rink accounted for 10.5% of the responses

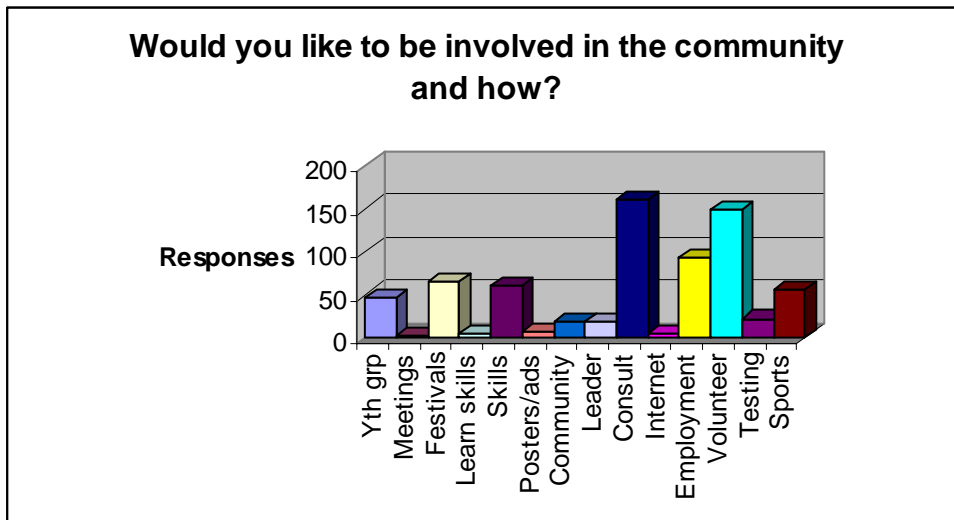
QUESTION 5 - AS A YOUNG PERSON DO YOU HAVE A ROLE OR INTEREST IN THE COMMUNITY?



There were 650 responses to question 5. The youth of Mandurah indicated involvement in the community in 5 ways; Sporting club, Youth group, Volunteer, Music, and Employment. Of these responses the results were as follows:

- Sporting clubs accounted for 56% of the responses
- Employment accounted for 21%
- Volunteering accounted for 10.5%
- Youth groups accounted for 9.4%

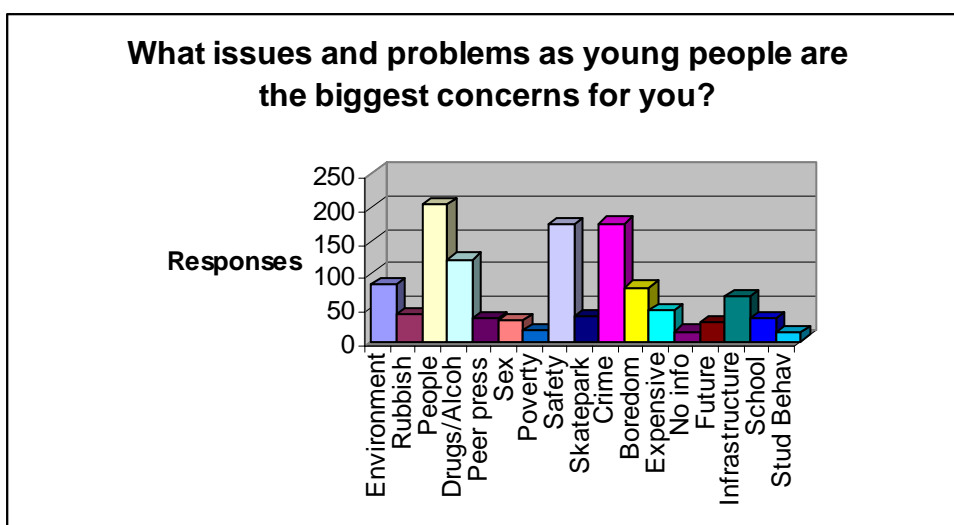
QUESTION 6 - WOULD YOU LIKE TO BE INVOLVED IN THE COMMUNITY AND HOW?



There were 707 responses to question 6. The youth of Mandurah indicated they would like to be involved in the community in a number of ways. These included; Being part of youth groups, being part of meetings, helping at festivals, sharing skills, developing advertisements and posters, being a leader, consulting on designs of equipment, volunteering, testing equipment, sharing information on a community board or internet, learning skills to help the community, being part of a sporting team and being employed in the local community. Of these responses the results were as follows:

- Young people wanting to be actively engaged in the development and design of the community accounted for 68% of the responses
- Young people wanting to be consulted on future developments in the community accounted for 22.8%
- Young people volunteering their time to help in the community accounted for 21%
- Young people wanting to be employed as a means of being involved in the community accounted for 13%

QUESTION 7 - WHAT ISSUES AND PROBLEMS AS YOUNG PEOPLE ARE THE BIGGEST CONCERNS FOR YOU?



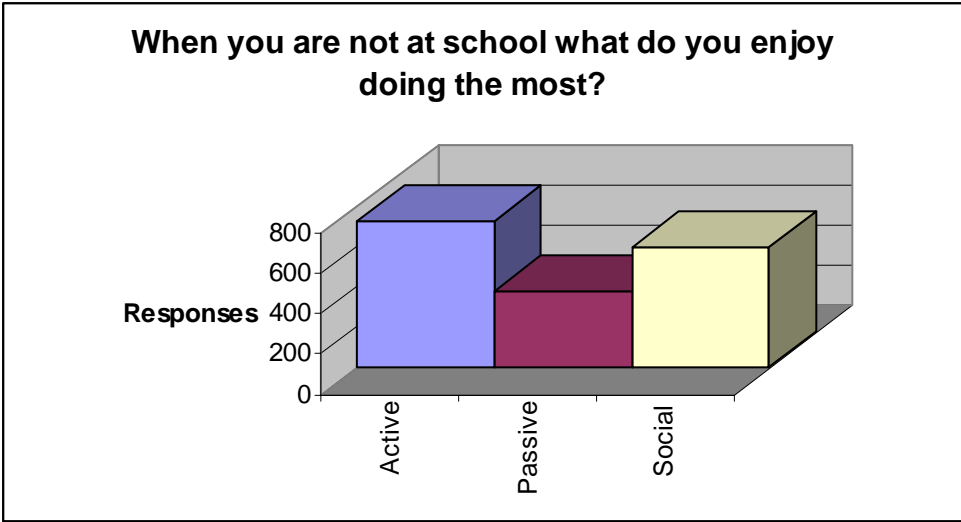
There were 1202 responses to question 7. The youth of Mandurah indicated a number of issues and problems that concerned them in Mandurah. These included; the environment, rubbish, unsafe people, drugs and alcohol, peer pressure, sexual activity, poverty, feeling safe, skate park, criminal activity, boredom, increasing expenses, lack of information available to them on the community, uncertainty of the

future, infrastructure – transport systems in Mandurah, school and student behaviour at school. Of these responses the results were as follows:

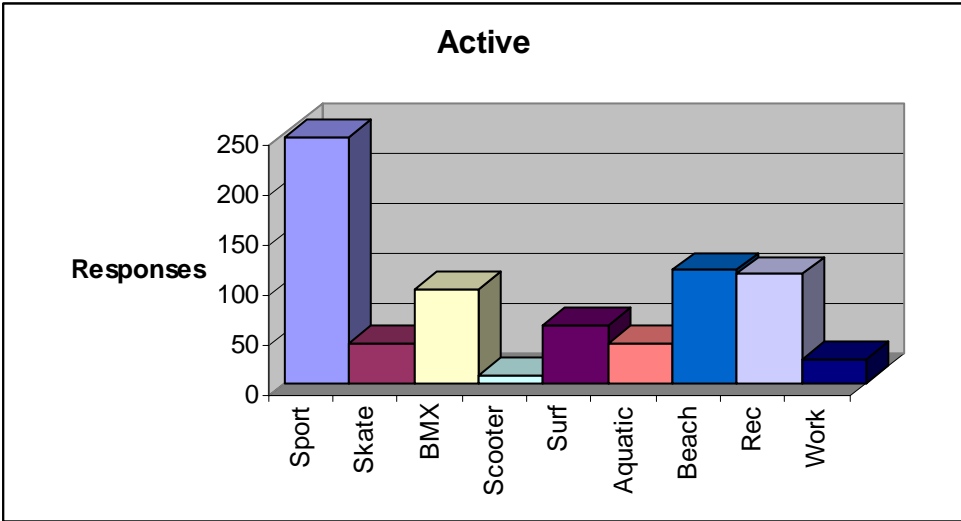
- 47% of the responses indicated young people feel unsafe in the community
- Drugs and alcohol accounted for 10% of the responses
- The environmental issues accounted for 7%
- Transport issues accounted for 6.8%
- Boredom accounted for 6.6%

Question 8 - When you are not at school what do you enjoy doing the most?

In total there were 1713 responses to this question. The results of this question can be grouped into 3 sections; Active, Passive, and Social.



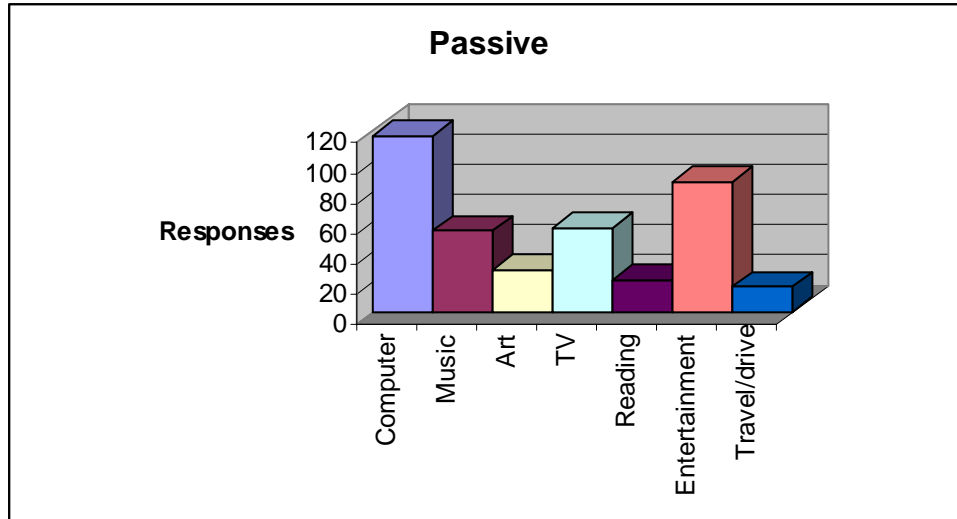
Active



There were 732 responses that fit into the Active category. Responses involved structured sport, skating, BMX, scooter, surfing, aquatic activities (swimming, snorkelling, diving), spending time down the beach, recreation (walking, horse riding) and working. In total the responses for being active accounted for 53% of the responses to question 8. Of these responses the results were as follows:

- Unstructured activity accounted for 63% of the responses
- Structured sport accounted for 34%
- Spending time down the beach accounted for 15.5%

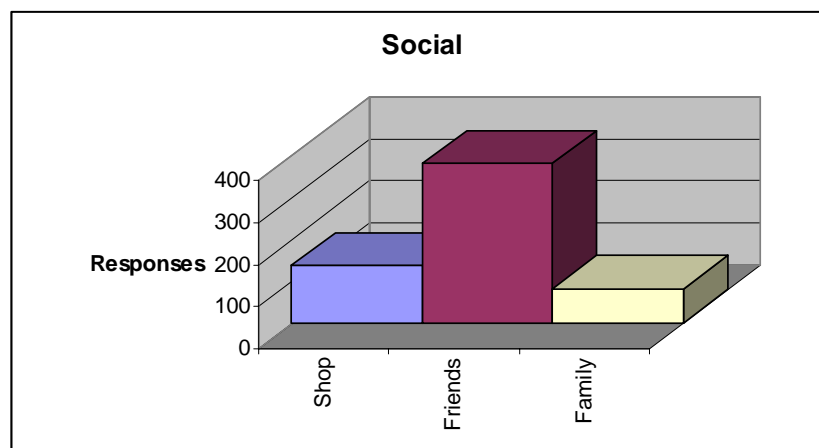
Passive



There were 381 responses that can fit into the Passive category. Responses involved spending time on a computer, listening or playing music, spending time engaged in art, watching television, reading, entertainment (going to concerts, cinemas) and driving in a car. In total the responses for being passive accounted for 22% of the responses to question 8. Of these responses the results were as follows:

- Spending time on the computer made up 30% of these responses
- Going to the movies and concerts (entertainment) accounted for 23% of the responses

Social



There were 600 responses to this question. Responses involved spending time shopping, spending time with friends and spending time with family. In total the responses indicating Social accounted for 35% of the responses to question 8. Of these responses the results were as follows:

- Being with friends and family accounted for 77% of the responses
- Hanging out with friends accounted for 63.5%
- Shopping accounted for 22.9%
- Spending time with family accounted for 13.6%

Findings

The consultation had 7 major findings:

- Young people enjoy Mandurah's natural environment, in particular the beach.
- Although young people participate in structured (sports, clubs etc.) and unstructured activity (BMX, Skate boarding, Surfing, Body Boarding, Aquatic Activities), unstructured activity accounts for the majority of the time young people spend being active
- In Mandurah young people are very active
- Young people want to be consulted in the development of the community, and they want to be involved in the community
- Young people feel unsafe in the community, problems such as physical abuse and bullying, criminal activity, the use of drugs and alcohol all contribute to a general feeling of being unsafe
- Young people feel that there are a lot of attraction based facilities they are going without in the Mandurah area
- Young people enjoy being around their peers.

Conclusion

The youth consultation project identified young people's current perceptions of the Mandurah community in which they live.

Although youth has been identified as the age between 12 and 25, the report only engaged young people between the ages of 11 and 18. The majority of the young people involved in the consultation were aged between 12 and 15. These young people are the age group that most changes made to the community as a result of this report will most affect. These young people are also the members of the community that rely on it most to provide services and support for them, as they don't have the freedom to drive away to Perth or surrounding areas.

As a result of the information gained the report had 7 findings;

- 1. Young people enjoy Mandurah's natural environment, in particular the beach.**
Of the 1033 participants in the youth consultation, 650 identified the beach as one of the best things in Mandurah. They also expressed that the natural environment in general was the best thing about Mandurah.
- 2. Although young people participate in structured (sports, clubs etc.) and unstructured activity (BMX, Skate boarding, Surfing, Body Boarding, Aquatic Activities etc.), unstructured activity accounts for the majority of the time young people spend being active.**
Unstructured activity makes up most of the time young people are not at school. Activities such as BMX, Surfing, participating in aquatic activities, walking down the beach, were once seen as leisure time activities, however from the results it is evident that most young people choose to recreate in this way. Of the 1033 participants, 362 (35%) identified that they were part of a sporting club.
- 3. In Mandurah young people are very active**
When the participants are not a school a large number of the responses involved being active, either through structured or unstructured activity. The same theme – being active was apparent in a number of responses for other questions.
- 4. Young people want to be consulted in the development of the community and they want to be involved in the community**

In regards to the question; would you like to be involved in the community and how? A large number of responses (68%) identified young people wanted to be consulted about and involved in the development of their community.

5. Young people feel unsafe in the community, problems such as physical abuse and bullying, criminal activity, the use of drugs and alcohol all contribute to a general feeling of being unsafe

Of the responses to what the participants felt were issues or problems in the community, a general feeling of being unsafe accounted for 47% of the responses.

6. Young people feel that there are a lot of attraction based facilities they are going without in the Mandurah area

The responses to the question what is missing in Mandurah identified Attractions as the main thing missing (28%). Of these Fun parks/Theme parks was identified the most, followed by shops, a skating/ice skating rink and entertainment such as concerts and cinemas.

7. Young people enjoy being around their peers

Of the responses to what young people do in Mandurah when not at school, spending time with friends accounted for 22% of the responses.

Although lack of Health services, activities for 'At Risk' young people, unemployment, education as well as others which have been identified in past youth consultations have not been identified in this consultation, it does not mean that these problems do not exist in the community.

To ensure the continued development of the whole Mandurah community, it is important for the youth population to be involved in the development of and remain an integral part of it.

The report has identified the importance of consultation with the youth community in Mandurah. Emerging new trends in the community have been identified; however some similar comments made by youth in consultations in 1995 were still made some 11 years on. It is important to assess whether as Council, as Officers of the City of Mandurah, as youth service providers in Mandurah or as members of the community we are engaging young people in their own community and if their needs are continually being met.